

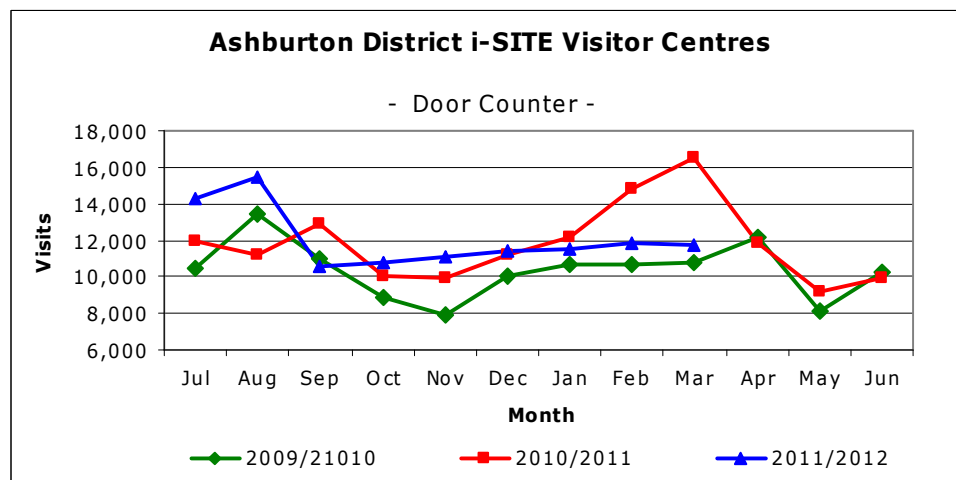
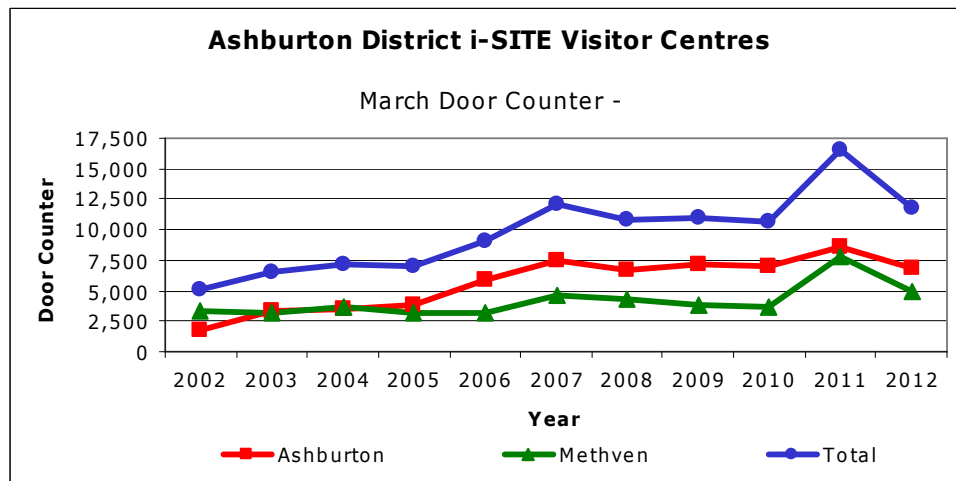
STATISTICS

i-SITE Visitor Centres

March 2012 door counter figures from the Methven and Ashburton i-SITE Visitor Centres are shown below.

Ashburton i-SITE	Overseas	Domestic	Local	Total
March 2011	5,257	908	2,489	8,654
March 2012	3,027	489	3,304	6,820
Growth	-42.42%	-46.15%	+32.74%	-21.19%

Methven i-SITE	Overseas	Domestic	Local	Total
March 2011	4,019	2,682	1,159	7,860
March 2012	2,224	1,404	1,281	4,909
Growth	-44.66%	-42.65%	+10.53%	-37.54%

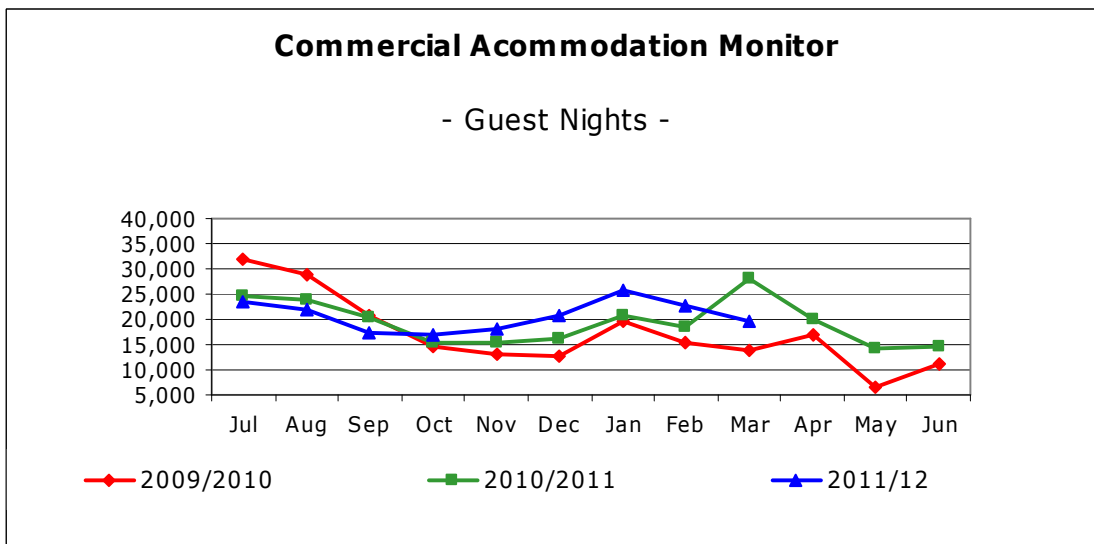
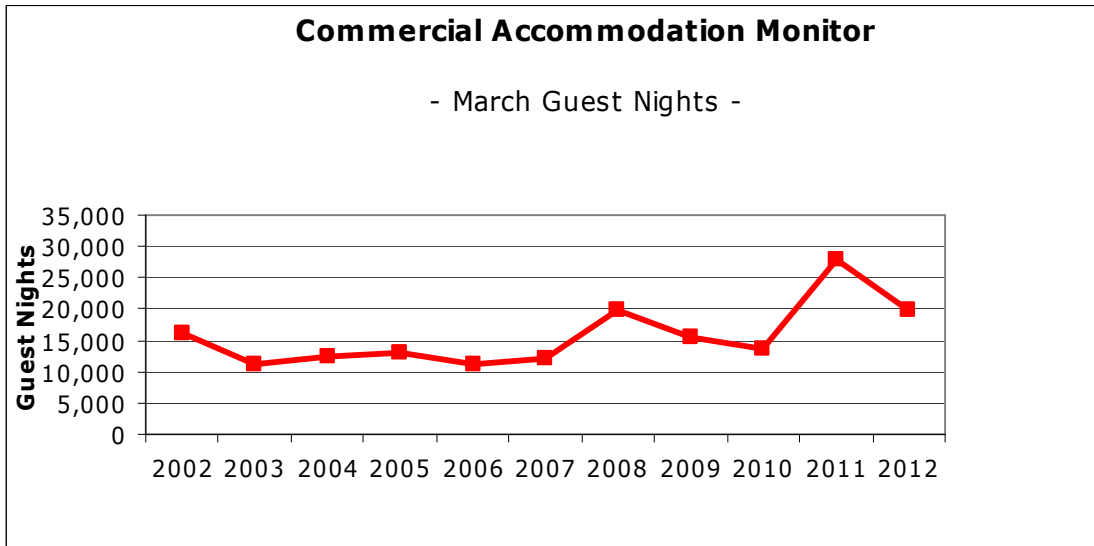


STATISTICS continued ...

Commercial Accommodation Monitor

March 2012 figures were released by Statistics New Zealand on the 10th May 2012. Guest nights are shown below.

Region	March 2011	March 2012	Growth
Methven /Mt Somers	7,359	5,630	-23.50%
Ashburton	20,563	14,118	-31.34%
Total Ash District	27,922	19,749	-29.27%
National	3,095,870	3,071,265	-0.79%



**Guest Nights, Occupancy Rate, Length of Stay & Establishment Number
Ashburton District vs Canterbury
March**

District	2012	change	2011	change	2010	change	2009	change	2008
Kaikoura									
Guest Nights	32,234	-1.0%	32,565	-9.4%	35,952	3.2%	34,830	-14.1%	40,535
Occupancy	45.76		50.06		54.47		50.41		59.73
Length of Stay	1.44		1.53		1.44		1.46		1.45
Establishment No	46		45		45		46		46
Waimakariri									
Guest Nights	11,928	2.3%	11,660	9.9%	10,608	-14.1%	12,344	19.2%	10,352
Occupancy	15.46		10.68		9.59		16.89		14.24
Length of Stay	2.15		27.72		1.97		1.75		2.02
Establishment No	21		21		21		21		18
Hurunui									
Guest Nights	38,855	13.1%	34,341	18.2%	29,053	-6.1%	30,934	-9.1%	34,029
Occupancy	33.67		31.06		29.77		30.43		34.38
Length of Stay	1.64		1.48		1.55		1.56		1.67
Establishment No	50		50		47		47		46
Selwyn									
Guest Nights	6,621	-13.2%	7,628	11.8%	6,823	-3.6%	7,080	7.1%	6,612
Occupancy	23.72		26.75		23.85		22.00		21.71
Length of Stay	1.78		1.83		2.04		2.07		2.12
Establishment No	16		15		17		24		17
Ashburton									
Guest Nights	19,749	-29.3%	27,922	104.2%	13,677	-11.3%	15,412	-21.8%	19,707
Occupancy	30.09		39.78		22.52		23.41		27.10
Length of Stay	2.04		2.24		2		2.14		2.06
Establishment No	39		38		41		45		37
Timaru									
Guest Nights	27,115	-0.2%	27,173	20.7%	22,507	-11.2%	25,354	-13.2%	29,217
Occupancy	32.84		34.09		29.74		31.24		33.58
Length of Stay	1.73		1.68		1.52		1.66		1.63
Establishment No	47		47		50		50		51
Mackenzie									
Guest Nights	48,399	-4.3%	50,571	5.1%	48,107	9.4%	43,959	-9.9%	48,764
Occupancy	47.50		47.63		45.68		44.20		49.22
Length of Stay	1.37		1.27		1.34		1.32		1.33
Establishment No	31		33		32		32		31
Waimate									
Guest Nights	3,222	-4.2%	3,365	94.5%	1,730	-26.8%	2,364	-23.7%	3,100
Occupancy	19.52		19.44		11.55		17.36		21.66
Length of Stay	1.62		1.86		1.95		1.52		1.90
Establishment No	10		10		11		11		9
Christchurch									
Guest Nights	193,058	14.3%	168,962	-52.4%	354,851	2.4%	346,462	-9.0%	380,678
Occupancy	57.41		52.30		63.01		62.01		65.22
Length of Stay	1.87		2.36		1.87		1.92		1.84
Establishment No	182		182		244		241		237

**Guest Nights, Occupancy Rate, Length of Stay & Establishment Number
Ashburton District vs Other Regions
March**

District	2012	change	2011	change	2010	change	2009	change	2008
Nelson City									
Guest Nights	60,417	-9.4%	66,664	1.0%	65,986	5.4%	62,609	-13.9%	72,682
Occupancy	43.84		47.23		44.96		43.99		50.52
Length of Stay	1.89		1.97		1.95		1.94		2.01
Establishment No	77		79		79		79		79
Malborough District									
Guest Nights	69,208	-2.1%	70,658	-10.6%	79,051	-2.3%	80,930	-11.8%	91,707
Occupancy	4060.00		39.41		42.92		47.74		51.77
Length of Stay	1.57		1.55		1.59		1.67		1.71
Establishment No	102		107		111		113		109
Buller District									
Guest Nights	23,019	-11.0%	25,868	-2.0%	26,391	1.3%	26,043	-15.7%	30,898
Occupancy	34.33		39.33		36.59		37.61		40.99
Length of Stay	1.45		1.41		1.39		1.42		1.48
Establishment No	46		46		46		48		51
Westland District									
Guest Nights	72,858	-5.6%	77,214	-8.8%	84,701	2.5%	82,598	-13.3%	95,299
Occupancy	42.81		46.42		49.32		51.93		60.02
Length of Stay	1.31		1.32		1.29		1.30		1.39
Establishment No	71		75		76		73		73
Waitaki District									
Guest Nights	33,680	12.4%	29,970	-17.9%	36,518	28.3%	28,459	-18.1%	34,757
Occupancy	13.26		11.96		14.63		12.46		13.04
Length of Stay	1.55		1.41		1.49		1.34		1.51
Establishment No	49		47		49		48		44
Ashburton									
Guest Nights	19,749	-29.3%	27,922	104.2%	13,677	-11.3%	15,412	-21.8%	19,707
Occupancy	30.09		39.78		22.52		23.41		27.10
Length of Stay	2.04		2.24		2.00		2.14		2.06
Establishment No	39		38		41		45		37
Dunedin City									
Guest Nights	83,460	-10.5%	93,267	0.0%	93,299	3.5%	90,127	-6.2%	96,094
Occupancy	63.12		66.67		63.13		63.09		68.03
Length of Stay	1.68		1.72		1.68		1.62		1.63
Establishment No	79		79		80		85		82
Central Otago District									
Guest Nights	28,847	2.9%	28,046	-2.8%	28,840	-0.1%	28,876	-30.6%	41,616
Occupancy	17.12		16.92		17.35		17.41		23.61
Length of Stay	1.86		1.90		1.67		1.94		1.88
Establishment No	63		61		59		55		55
Queenstown-District									
Guest Nights	274,020	-2.1%	279,795	-4.0%	291,325	7.3%	271,441	0.9%	269,025
Occupancy	49.08		52.20		54.58		50.50		50.79
Length of Stay	2.25		2.22		2.08		2.12		2.12
Establishment No	162		161		163		198		163
Southland District									
Guest Nights	56,717	-13.3%	65,390	-13.0%	75,169	5.0%	71,615	-10.5%	79,981
Occupancy	33.81		38.89		43.70		43.97		48.22
Length of Stay	1.69		1.88		1.79		1.64		1.64
Establishment No	71		70		68		72		70
Ruapehu District									
Guest Nights	33,338	0.0%	33,337	9.8%	30,364	0.1%	30,335	7.5%	28,223
Occupancy	27.36		29.13		22.01		24.01		26.11
Length of Stay	1.44		1.65		1.64		1.49		1.67
Establishment No	50		51		50		49		47

www.ashburtondistrict.co.nz - Google Analytics Stats

